



INTERNATIONAL APPLICATION PUBLISHED UNDER THE PATENT COOPERATION TREATY (PCT)

(51) International Patent Classification ⁶ : C01F 7/00	A1	(11) International Publication Number: WO 99/41198 (43) International Publication Date: 19 August 1999 (19.08.99)						
<p>(21) International Application Number: PCT/EP99/00938</p> <p>(22) International Filing Date: 11 February 1999 (11.02.99)</p> <p>(30) Priority Data:</p> <table border="0"> <tr> <td>09/021,839</td> <td>11 February 1998 (11.02.98)</td> <td>US</td> </tr> <tr> <td>01/234,567</td> <td>9 February 1999 (09.02.99)</td> <td>US</td> </tr> </table> <p>(71) Applicant: AKZO NOBEL N.V. [NL/NL]; Velperweg 76, NL-6824 BM Arnhem (NL).</p> <p>(72) Inventors: STAMIREN, Dennis; 6 Rockingham Drive, Newport Beach, CA 92660 (US). BRADY, Mike; 4248 Rhodes Avenue, Studio City, CA 91604 (US). JONES, William; 56 Lantree Crescent, Cambridge CB2 2NJ (GB). KOOLI, Fathi; 4-209-313, Asuma, Tsukuba, 305-0031 (JP).</p> <p>(74) Agent: SCHALKWIJK, Pieter, Cornelis; Akzo Nobel N.V., Patent Dept. (Dept. APTA), P.O. Box 9300, NL-6800 SB Arnhem (NL).</p>		09/021,839	11 February 1998 (11.02.98)	US	01/234,567	9 February 1999 (09.02.99)	US	<p>(81) Designated States: CA, CN, JP, European patent (AT, BE, CH, CY, DE, DK, ES, FI, FR, GB, GR, IE, IT, LU, MC, NL, PT, SE).</p> <p>Published <i>With international search report.</i></p>
09/021,839	11 February 1998 (11.02.98)	US						
01/234,567	9 February 1999 (09.02.99)	US						
(54) Title: PROCESS FOR PRODUCING ANIONIC CLAY USING TWO TYPES OF ALUMINA COMPOUNDS								
<p>(57) Abstract</p> <p>This patent describes an economical and environment-friendly process for the synthesis of anionic clays with carbonate and/or hydroxide anions as the charge-balancing interlayer species. It involves reacting a slurry comprising an aluminium source and a magnesium source, the aluminium source comprising two types of aluminium-containing compounds, preferably aluminium trihydrate and/or thermally treated calcined aluminium trihydrate. There is no necessity to wash or filter the product. It can be spray dried directly to form microspheres or can be extruded to form shaped bodies. The product can be combined with other ingredients in the manufacture of catalysts, absorbents, pharmaceuticals, cosmetics, detergents, and other commodity products.</p>								

FOR THE PURPOSES OF INFORMATION ONLY

Codes used to identify States party to the PCT on the front pages of pamphlets publishing international applications under the PCT.

AL	Albania	ES	Spain	LS	Lesotho	SI	Slovenia
AM	Armenia	FI	Finland	LT	Lithuania	SK	Slovakia
AT	Austria	FR	France	LU	Luxembourg	SN	Senegal
AU	Australia	GA	Gabon	LV	Latvia	SZ	Swaziland
AZ	Azerbaijan	GB	United Kingdom	MC	Monaco	TD	Chad
BA	Bosnia and Herzegovina	GE	Georgia	MD	Republic of Moldova	TG	Togo
BB	Barbados	GH	Ghana	MG	Madagascar	TJ	Tajikistan
BE	Belgium	GN	Guinea	MK	The former Yugoslav Republic of Macedonia	TM	Turkmenistan
BF	Burkina Faso	GR	Greece			TR	Turkey
BG	Bulgaria	HU	Hungary	ML	Mali	TT	Trinidad and Tobago
BJ	Benin	IE	Ireland	MN	Mongolia	UA	Ukraine
BR	Brazil	IL	Israel	MR	Mauritania	UG	Uganda
BY	Belarus	IS	Iceland	MW	Malawi	US	United States of America
CA	Canada	IT	Italy	MX	Mexico	UZ	Uzbekistan
CF	Central African Republic	JP	Japan	NE	Niger	VN	Viet Nam
CG	Congo	KE	Kenya	NL	Netherlands	YU	Yugoslavia
CH	Switzerland	KG	Kyrgyzstan	NO	Norway	ZW	Zimbabwe
CI	Côte d'Ivoire	KP	Democratic People's Republic of Korea	NZ	New Zealand		
CM	Cameroon			PL	Poland		
CN	China	KR	Republic of Korea	PT	Portugal		
CU	Cuba	KZ	Kazakstan	RO	Romania		
CZ	Czech Republic	LC	Saint Lucia	RU	Russian Federation		
DE	Germany	LI	Liechtenstein	SD	Sudan		
DK	Denmark	LK	Sri Lanka	SE	Sweden		
EE	Estonia	LR	Liberia	SG	Singapore		

PROCESS FOR PRODUCING ANIONIC CLAY USING TWO TYPES OF ALUMINA COMPOUNDS

BACKGROUND OF THE INVENTION

5

This invention involves the preparation of anionic clays and the preparation of Mg-Al solid solutions by heat-treatment of the anionic clay. Anionic clays have a crystal structure which consists of positively charged layers built up of specific combinations of metal hydroxides between which there are anions and water molecules. Hydrotalcite is an example of a naturally occurring anionic clay, in which carbonate is the predominant anion present. Meixnerite is an anionic clay wherein hydroxyl is the predominant anion present.

15

In hydrotalcite-like anionic clays the brucite-like main layers are built up of octahedra alternating with interlayers in which water molecules and anions, more particularly carbonate ions, are distributed. The interlayers may contain anions such as NO_3^- , OH^- , Cl^- , Br^- , I^- , SO_4^{2-} , SiO_3^{2-} , CrO_4^{2-} , BO_3^{2-} , MnO_4^- , HGaO_3^{2-} , HVO_4^{2-} , ClO_4^- , BO_3^{2-} , pillaring anions such as $\text{V}_{10}\text{O}_{28}^{6-}$ and $\text{Mo}_7\text{O}_{24}^{6-}$, monocarboxylates such as acetate, dicarboxylates such as oxalate, alkyl sulphonates such as laurylsulphonate.

20

It should be noted that a variety of terms are used to describe the material which is referred to in this patent as an anionic clay. Hydrotalcite-like and layered double hydroxide are interchangeably used by those skilled in the art.

25 In this patent application we refer to the materials as anionic clays, comprising within that term hydrotalcite-like and layered double hydroxide materials.

CONFIRMATION COPY

The preparation of anionic clays has been described in many prior art publications.

Recently, two major reviews of anionic clay chemistry were published in which the synthesis methods available for anionic clay synthesis have been
5 summarized, F. Cavani et al "Hydrotalcite-type anionic clays: Preparation, Properties and Applications," Catalysis Today, 11 (1991) Elsevier Science Publishers B. V. Amsterdam.

J P Besse and others "Anionic clays:trends in pillary chemistry, its synthesis and microporous solids"(1992), 2, 108, editors: M.I. Occelli, H.E. Robson, Van
10 Nostrand Reinhold, N.Y.

In these reviews the authors state that a characteristic of anionic clays is that mild calcination at 500 °C results in the formation of a disordered MgO-like product. Said disordered MgO-like product is distinguishable from spinel
15 (which results upon severe calcination) and from anionic clays. In this patent application we refer to said disordered MgO-like materials as Mg-Al solid solutions. Furthermore, these Mg-Al solid solutions contain a well-known memory effect whereby the exposure to water of such calcined materials results in the reformation of the anionic clay structure.

20

For work on anionic clays, reference is given to the following articles:

Helv. Chim. Acta, 25, 106-137 and 555-569 (1942)

J. Am. Ceram. Soc., 42, no. 3, 121 (1959)

Chemistry Letters (Japan), 843 (1973)

25 Clays and Clay Minerals, 23, 369 (1975)

Clays and Clay Minerals, 28, 50 (1980)

Clays and Clay Minerals, 34, 507 (1996)

Materials Chemistry and Physics, 14; 569 (1986).

In addition there is an extensive amount of patent literature on the use of anionic clays and processes for their preparation.

5 European Patent Application 0 536 879 describes a method for introducing pH-dependent anions into the clay. The clay is prepared by the addition of a solution of $\text{Al}(\text{NO}_3)_3$ and $\text{Mg}(\text{NO}_3)_2$ to a basic solution containing borate anions. The product is then filtered, washed repeatedly with water, and dried overnight. Additionally mixtures of Zn/Mg are used.

10 In US 3,796,792 by Miyata entitled "Composite Metal Hydroxides" a range of materials is prepared into which an extensive range of cations is incorporated, including Sc, La, Th, In, etc. In the examples given solutions of the divalent and trivalent cations are prepared and mixed with base to cause co-precipitation. The resulting products are filtered, washed with water, and dried
15 at 80 °C. Example 1 refers to Mg and Al and Example 2 to Mg and Bi. Other examples are given, and in each case soluble salts are used to make solutions prior to precipitation of the anionic clay at high pH.

In US 3,879,523 by Miyata entitled "Composite Metal Hydroxides" also a large
20 number of preparation examples is outlined. The underlying chemistry, however, is again based on the co-precipitation of soluble salts followed by washing and drying. It is important to emphasize that washing is a necessary part of such preparations, because to create a basic environment for co-precipitation of the metal ions a basic solution is needed and this is provided by
25 $\text{NaOH}/\text{Na}_2\text{CO}_3$ solutions. Residual sodium, for example, can have a significant deleterious effect on the subsequent performance of the product as a catalyst or oxide support.

In US 3879525 (Miyata) very similar procedures are again described.

In US 4,351,814 to Miyata et al. a method for making fibrous hydrotalcite is described. Such materials differ in structure from the normal plate-like
5 morphology. The synthesis again involves soluble salts. For example, an aqueous solution of a mixture of $MgCl_2$ and $CaCl_2$ is prepared and suitably aged. From this a needle-like product $Mg_2(OH)_3Cl \cdot 4H_2O$ precipitates. A separate solution of sodium aluminate is then reacted in an autoclave with the solid $Mg_2(OH)_3Cl \cdot 4H_2O$ and the product is again filtered, washed with water,
10 and dried.

In US 4,458,026 to Reichle, in which heat-treated anionic clays are described as catalysts for aldol condensation reactions, again use is made of magnesium and aluminium nitrate salt solutions. Such solutions being added
15 to a second solution of $NaOH$ and Na_2CO_3 . After precipitation the slurry is filtered and washed twice with distilled water before drying at $125^\circ C$.

In US 4,656,156 to Misra the preparation of a novel absorbent based on mixing activated alumina and hydrotalcite is described. The hydrotalcite is
20 made by reacting activated MgO (prepared by activating a magnesium compound such as magnesium carbonate or magnesium hydroxide) with aqueous solutions containing aluminate, carbonate and hydroxyl ions. As an example the solution is made from $NaOH$, Na_2CO_3 and Al_2O_3 . In particular, the synthesis involves the use of industrial Bayer liquor as the source of Al . The
25 resulting products are washed and filtered before drying at $105^\circ C$.

In US 4,904,457 to Misra a method is described for producing hydrotalcites in high yield by reacting activated magnesia with an aqueous solution containing

aluminate, carbonate, and hydroxyl ions.

The methodology is repeated in US 4,656,156.

- 5 In US 5,507,980 to Kelkar et al. a process is described for making novel catalysts, catalyst supports, and absorbers comprising synthetic hydrotalcite-like binders. The synthesis of the typical sheet hydrotalcite involves reacting pseudo-boehmite to which acetic acid has been added to peptize the pseudo-boehmite. This is then mixed with magnesia. More importantly, the patent
10 summary states clearly that the invention uses mono carboxylic organic acids such as formic, propionic and isobutyric acid. In this patent the conventional approaches to preparing hydrotalcite are presented.

- In US 5,439,861 a process is disclosed for preparing a catalysts for synthesis
15 gas production based on hydrotalcite. The method of preparation is again based, on the co-precipitation of soluble salts by mixing with base, for example, by the addition of a solution of RhCl_3 , $\text{Mg}(\text{NO}_3)_2$ and $\text{Al}(\text{NO}_3)_3$ to a solution of Na_2CO_3 and NaOH .

- 20 Also in US 5,399,537 to Bhattacharyya in the preparation of nickel-containing catalysts based on hydrotalcite use is made of the co-precipitation of soluble magnesium and aluminium salts.

- In US 5,591,418 to Bhattacharyya a catalyst for removing sulfur oxides or
25 nitrogen oxides from a gaseous mixture is made by calcining an anionic clay, said anionic clay having been prepared by co-precipitation of a solution of $\text{Mg}(\text{NO}_3)_2$, $\text{Al}(\text{NO}_3)_3$ and $\text{Ce}(\text{NO}_3)_3$. The product again is filtered and repeatedly washed with de-ionized water.

In US 5,114,898/WO 9110505 Pinnavaia et al. describe layered double hydroxide sorbents for the removal of sulfur oxide(s) from flue gases, which layered double hydroxide is prepared by reacting a solution of Al and Mg nitrates or chlorides with a solution of NaOH and Na₂CO₃. In US 5,079,203 /WO 9118670 layered double hydroxides intercalated with polyoxo anions are described, with the parent clay being made by co-precipitation techniques.

In US 5,578,286 in the name of Alcoa a process for the preparation of meixnerite is described. Said meixnerite may be contacted with a dicarboxylate or polycarboxylate anion to form a hydrotalcite-like material. In comparative examples 1-3 hydromagnesite is contacted with aluminium trihydrate in a CO₂ atmosphere, greater than 30 atmospheres. No hydrotalcite was obtained in these examples.

15

In US 5,514,316 a method for the preparation of meixnerite is described using magnesium oxide and transition alumina. For comparative purposes aluminium trihydrate was used in combination with magnesium oxide. It was indicated that this method did not work as well as with transition alumina.

20

US 4,454,244 and US 4,843,168 describe the use of pillaring anions in anionic clays.

In US 4,946,581 and US 4,952,382 to van Broekhoven co-precipitation of soluble salts such as Mg(NO₃)₂ and Al(NO₃)₃ with, and without the incorporation of rare earth salts was used for the preparation of anionic clays as catalyst components and additives. A variety of anions and di- and tri-valent cations are described.

25

As indicated in the description of the prior art given-above, there are many applications of anionic clays.

These include but are not restricted to: catalysts, adsorbents, drilling muds,
5 catalyst supports and carriers, extenders and applications in the medical field.
In particular van Broekhoven has described their use in SO_x abatement chemistry.

Because of this wide variety of large-scale commercial applications for these
10 materials, new processes utilizing alternative inexpensive raw materials and
which can be carried out in continuous mode are needed to provide a more
cost-effective and environmentally compatible processes for making anionic
clays. In particular, from the prior art described above one can conclude that
the preparation process can be improved in the following ways: the use of
15 cheaper sources of reactants, processes for easier handling of the reactants,
so that there is no need for washing or filtration, eliminating the filtration
problems associated with these fine-particled materials, the avoidance of alkali
metals (which can be particularly disadvantageous for certain catalytic
applications): In prior art preparations organic acids were used to peptize
20 alumina. The use of organic acids is expensive and introduces an additional
step in the synthesis process and is therefore not cost-effective. Further, in
drying or calcining the anionic clay prepared by prior art processes gaseous
emissions of nitrogen oxides, halogens, sulfur oxides, etc. are encountered
which cause environmental pollution problems. Moreover, none of the
25 preparation methods described in the prior art provide continuous processes
for the preparation of anionic clays.

SUMMARY OF THE INVENTION

Our invention includes a process for producing anionic clays using raw materials which are inexpensive and utilizing such raw materials in a simple process which is extremely suitable to be carried out in continuous mode. Said process involves reacting mixtures with or without stirring in water at ambient or elevated temperature at atmospheric or elevated pressure. Such continuous processes can be operated in standard industrial equipment. More specifically, there is no need for washing or filtering, and a wide range of ratios of Mg/Al in the reaction product is possible.

In the process according to the invention an aluminium source and a magnesium source, for instance magnesium oxide or brucite, are reacted in aqueous suspension to obtain an anionic clay. The aluminium source comprises two types of aluminium-containing compounds, for instance alumina trihydrate (such as gibbsite, bayerite or nordstrandite) and thermally treated forms thereof. The reaction is carried out at ambient or elevated temperature and ambient or elevated pressure and the reaction mixture results in the direct formation of an anionic clay which can be obtained by simply drying the slurry continuously retrieved from the reactor. The powder X-ray diffraction pattern (PXRD) suggests that the product is comparable to anionic clays made by other standard (batch) methods. The physical and chemical properties of the product are also comparable to those anionic clays made by the other conventional methods. The overall process of this invention is very flexible, enabling a wide variety of anionic clay compositions and anionic clay-like materials involving for example carbonate, hydroxide and other anions to be prepared in an economically and environmental-friendly manner.

BRIEF DESCRIPTION OF THE DRAWINGS

Figure 1 shows a PXRD pattern of commercially available Mg-Al carbonate anionic clay.

- 5 Figure 2 shows a PXRD pattern of a Mg-Al carbonate anionic clay prepared by coprecipitation.

Figure 3 shows a PXRD pattern of a Mg-Al carbonate anionic clay prepared by using gibbsite, amorphous gel alumina and MgO.

- 10 Figure 4 shows a PXRD pattern of a Mg-Al carbonate anionic clay prepared by using gibbsite, thermally treated gibbsite and MgO.

Figure 5 shows a PXRD pattern of a Mg-Al carbonate anionic clay prepared by using gibbsite, flash calcined alumina and MgO.

Figure 6 shows a PXRD pattern of a Mg-Al carbonate anionic clay prepared by using gibbsite, Catapal A ® and MgO.

15

DETAILED DESCRIPTION OF THE INVENTION

This invention involves the preparation of anionic clays. In particular it describes a process for the preparation of an anionic clay wherein an
20 aluminium source and a magnesium source are reacted in aqueous suspension to obtain an anionic clay, the aluminium source comprising two types of aluminium-containing compounds wherein one type of aluminium-containing compound is aluminium trihydrate or its thermally treated form. Said magnesium source may be composed of a solution of a magnesium salt, a
25 solid magnesium-bearing compound or a mixture of the two. Reaction between the Mg source and aluminium source results in the direct formation of an anionic clay. Said reaction takes place at room temperature or higher. At temperatures higher than 100 °C, the reaction is preferably carried out under

autogeneous conditions. In the method according to the invention carbonate, hydroxyl, or other anions or mixtures thereof, either provided within the reaction medium for example by feeding a soluble salt to the reactor or absorbed during the synthesis from the atmosphere, are incorporated into the
5 interlayer region as the necessary charge-balancing anion.

Anionic clays prepared by this method exhibit the well known properties and characteristics (e.g. chemical analysis, powder X-ray diffraction pattern, FTIR, thermal decomposition characteristics, surface area, pore volume, and pore
10 size distribution) usually associated with anionic clays prepared by the customary and previously disclosed methods.

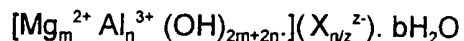
Upon being heated, anionic clays generally form Mg-Al solid solutions, and at higher temperatures, spinels. When used as a catalyst, an adsorbent (for
15 instance a SO_x adsorbent for catalytic cracking reactions), or a catalyst support, the anionic clay according to the invention is usually heated during preparation and is thus in the Mg-Al solid solution form. During use in a FCC unit, the catalyst or adsorbent is converted from an anionic clay into Mg-Al solid solutions.

20

Therefore, the present invention is also directed to a process wherein an anionic clay prepared by the process according to the invention, is heat-treated at a temperature between 300 and 1200 °C to form a Mg-Al-containing solid solution and/or spinel.

25

The anionic clay according to the invention has a layered structure corresponding to the general formula



Wherein m and n have a value such that $m/n=1$ to 10, preferably 1 to 6, and b has a value in the range of from 0 to 10, generally a value of 2 to 6 and often a value of about 4. X may be CO_3^{2-} , OH^- or any other anion normally present in the interlayers of anionic clays. It is more preferred that m/n should have a value of 2 to 4, more particularly a value close to 3.

Since the process disclosed in this patent does not require washing of the product or filtering, there is no filtrate waste or gaseous emissions (e.g. from acid decomposition), making the process particularly environmental-friendly and more suited to the environmental constraints which are increasingly imposed on commercial operations. The product can be spray dried directly to form microspheres or can be extruded to form shaped bodies.

15

Aluminium source

The present invention includes the use of two types of aluminium-containing compounds wherein one type of aluminium-containing compound is crystalline aluminium trihydrate (ATH) or its thermally treated form. An example of aluminium trihydrate is gibbsite (for instance provided by Reynolds Aluminium Company RH-20® or JM Huber Micral ® grades). Also BOC (Bauxite Ore Concentrate), bayerite and nordstrandite are suitable aluminium trihydrates. BOC is the cheapest alumina source. The alumina trihydrate is preferred to have a small particle size. Thermally treated forms of gibbsite can also be used. The thermally treated (calcined) aluminium trihydrate is readily obtained by thermally treating aluminium trihydrate (gibbsite) at a temperature ranging from 100 to 800 °C for 15 minutes to 24 hours. In any event, the calcining

temperature and time for obtaining calcined aluminium trihydrate should be sufficient to cause a measurable increase of the surface area in view of the surface area of the gibbsite as produced by the Bayer process which is generally between 30 and 50 m²/g. It should be noted that within the concept

5 of this invention flash calcined alumina is also considered to be a thermally treated form of aluminium trihydrate, although generally it is considered a very specific alumina. Flash calcined alumina is obtained by treating aluminium trihydrate at temperatures between 800-1000 °C for very short periods of time in special industrial equipment, as is described in US 4,051,072 and US

10 3,222,129. When using aluminium trihydrate other aluminium-containing compounds such as oxides and hydroxides of aluminium, (e.g. sols, thermally treated aluminium trihydrate including flash calcined alumina, gels, pseudo-boehmite, boehmite) aluminium salts such as aluminium nitrate, aluminium chloride, aluminium chlorohydrate and sodium aluminate are added as the

15 second type of aluminium-containing compound. Said other aluminium-containing compounds may be soluble or insoluble in water and may be added to the aluminium trihydrate or it may be added to the reactor separately as a solid, a solution or as a suspension. When using a thermally treated aluminium trihydrate also other aluminium-containing compounds are added such as the

20 ones described above and of course aluminium trihydrate and other thermally treated forms thereof. Said other aluminium sources may be added to the thermally treated aluminium trihydrate or it may be added to the reactor separately as a solid, a solution or as a suspension. Preferably the aluminium source is added to the reactor in the form of a slurry. In particular we

25 emphasize that there is no need to use a peptizable alumina source (gibbsite is not peptizable) and as a result no need to add either mineral or organic acid to vary the pH of the mixture.

Magnesium source

Mg-bearing sources which may be used include MgO, Mg(OH)₂, magnesium acetate, magnesium formate, magnesium hydroxy acetate, hydromagnesite
5 (Mg₅(CO₃)₄(OH)₂), magnesium carbonate, magnesium bicarbonate, magnesium nitrate, magnesium chloride, dolomite and sepiolite. Both solid Mg sources and soluble Mg salts are suitable. Also combinations of Mg sources may be used. The magnesium source may be fed to the reactor as a solid, a solution, or, preferably, as a slurry. The magnesium source may also be
10 combined with the aluminium source before it is added to the reactor.

Conditions

Because of its simplicity, this process is particularly suitable to be carried out
15 in a continuous mode. There to an aluminium source and a magnesium source are fed to a reactor and reacted in aqueous suspension to obtain an anionic clay. In the case of a batch process, the aluminium source and magnesium source are added to the reactor and reacted in aqueous suspension to obtain an anionic clay.

20 Within the context of this invention a reactor is considered to be any confined zone in which the reaction between the aluminium source and magnesium source takes place. The reactor may be equipped with stirrers, baffles etcetera to ensure homogeneous mixing of the reactants. The reaction can take place with or without stirring, at ambient or at elevated temperature and at
25 atmospheric or elevated pressure. Usually, a temperature between 0 and 100 °C is used at or above atmospheric pressure. It is preferred to carry out the process at temperatures above 50 °C rather than at room temperature, because this results in anionic clays with sharper peaks in the x-ray diffraction

pattern than anionic clays obtained at room temperature. The reactor may be heated by any heating source such as a furnace, microwave, infrared sources, heating jackets (either electrical or with a heating fluid), lamps, etcetera.

- 5 Said aqueous suspension in the reactor may be obtained by either feeding slurries of the starting materials, either combined or separate, to the reactor or adding magnesium source to a slurry of alumina source or vice versa and feeding the resulting slurry to the reactor. It is possible to treat, for instance the aluminium source slurry at elevated temperature and then add either the Mg
- 10 source per se, or add the Mg source in a slurry or solution either to the reactor or the aluminium source slurry. Given particular facilities which might be available, the process can be conducted hydrothermally. This is particularly advantageous, because it this is faster and a higher conversion is obtained. There is no need to wash or filter the product, as unwanted ions (e.g. sodium,
- 15 ammonium, chloride, sulfate) which are frequently encountered when using other preparation methods, are absent in the product.

In a further embodiment of the invention, the process is conducted in a multi-step process, e.g. a slurry of aluminium source and magnesium source is treated thermally in a first reactor at a mild temperature, followed by a

20 hydrothermal treatment in a second reactor. If desired a preformed anionic clay may be added to the reactor. Said preformed clay may be recycled anionic clay from the reaction mixture or anionic clay made separately by the process according to the invention or any other process.

- 25 If desired, organic or inorganic acids and bases, for example for control of the pH, may be added to the reactor or added to either the magnesium source or the aluminium source before they are added to the reactor. An example of a preferred pH modifier is an ammonium base, because upon drying no

deleterious cations remain in the anionic clay.

If desired, the anionic clay prepared by the process according to the invention may be subjected to ion exchange. Upon ion exchange the interlayer charge-
5 balancing anions are replaced with other anions. Said other anions are the ones commonly present in anionic clays and include pillaring anions such as $V_{10}O_{28}^{6-}$, $Mo_7O_{24}^{6-}$, $PW_{12}O_{40}^{3-}$, $B(OH)_4^-$, $B_4O_5(OH)_4^{2-}$, HBO_4^{2-} , $HGaO_3^{2-}$, CrO_4^{2-} .
Examples of suitable pillaring anions are given in US 4774212 which is
10 included by reference for this purpose. Said ion exchange can be conducted before or after drying the anionic clay formed in the slurry.

The process of the invention provides wide flexibility in preparing products with a wide range of Mg:Al ratios. The Mg:Al ratio can vary from 0.1 to 10 , preferably from 1 to 6, more preferred from 2 to 4, and especially preferred to
15 close to 3.

For some applications it is desirable to have additives, both metals and non-
metals, such as rare earth metals, Si, P, B, group VI, group VIII, alkaline earth
(for instance Ca and Ba) and/or transition metals (for example Mn, Fe, Ti, Zr,
20 Cu, Ni, Zn, Mo, Sn), present. Said metals and non-metals can easily be deposited on the anionic clay or the solid solution according to the invention or they can be added either to the alumina source or magnesium source which are added combined to the reactor or separately. The metals and non-metals can also be added to the aqueous suspension in which the reaction takes
25 place. Suitable sources of metals or non-metals are oxides, halides or any other salt such as chlorides, nitrates etcetera. In the case of a multi-step process the metals and non-metals may be added in any of the steps. It can be especially advantageous for controlling the distribution of the metals and

non-metals in the anionic clay.

The present invention is illustrated by the following examples which are not to be considered limitative by any means.

5

EXAMPLES

COMPARATIVE EXAMPLES BASED ON THE STATE OF THE ART

10

Comparative Example 1

A commercially available sample of a Mg-Al carbonate anionic clay was obtained from Reheis Chemical Company. Its PXRD pattern is shown for illustration in Figure 1.

15

D(A)	7.80	3.89	2.59
I/I ₀	100	40	35

Comparative Example 2

20 This comparative example illustrates the co-precipitation method where Mg and Al salt solutions are added to a solution of base. (US 3 979 523 Assignee Kyowa Chemical Industry, Japan)

25 A solution containing 0.04 M Of $\text{Al}(\text{NO}_3)_3 \cdot 9\text{H}_2\text{O}$ and 0.08 M Of $\text{Mg}(\text{NO}_3)_2 \cdot 6\text{H}_2\text{O}$ in 100 ml distilled water was added dropwise and with vigorous stirring to 150 ml of distilled water containing 0.05 M of Na_2CO_3 at room temperature. Mg/Al ratio of 2.0. The pH was maintained close to 10 by the addition of 3N NAOH

and the resulting slurry aged overnight at room temperature. The precipitate was separated by centrifuge, washed several times with hot distilled water then dried at 65 °C overnight.

- 5 The PXRD pattern obtained from this sample is shown in Figure 2. The results were:

D(A)	7.84	3.90	2.56
I/I ₀	100	40	20

- 10 Thermogravimetric analysis showed three weight losses: at approximately 100, 250 and 450 °C which are ascribed to loss of physisorbed water, interlayer water and loss of CO₂ and lattice dehydroxylation.

Comparative Example 3

- 15 The product obtained from Example 1 was calcined at 500 °C for 12 h. The product gave broad X-ray diffraction lines at 45 and 63 degrees two theta similar to those obtained for samples of calcined anionic clays prepared by other established methods with a Mg:Al ratio between 2 and 5.

20

Comparative Example 4

- 25 The product obtained from Example 2 was calcined at 500°C for 12 h. The product gave broad X-ray diffraction lines at 45 and 63 degrees two theta similar to those obtained for samples of calcined anionic clays prepared by other established methods with a Mg:Al ratio between 2 and 5.

Comparative Example 5

0.15 g of the product from Comparative Example 3 was added to 75 ml water
5 at room temperature and stirred for 12 h. The product was filtered, washed
and dried at 80 °C. The PXRD pattern indicated that the anionic clay structure
had reformed with characteristic lines at 11.5, 23.5 and 35 ° in the PXRD.

Comparative Example 6

10

0.15 g of the product from Example 4 was added to water at room
temperature and stirred for 12 h. The product was filtered and dried at 80 °C.
The PXRD pattern indicated that the product was similar to that for
Comparative Example 5 and confirmed that the anionic clay structure had
15 reformed.

EXAMPLES OF THIS INVENTION

The anionic clays may be prepared under nitrogen or under carbon dioxide-
free atmosphere, so that the anionic clay predominantly comprises hydroxide
20 rather than predominantly carbonate as charge balancing anion. It is also
possible to feed carbon dioxide to the reactor so that an anionic clay results
with predominantly carbonate as charge balancing anion.

Example 7

25

A 80:20 mixture of Gibbsite and an amorphous gel alumina were added to
MgO as a suspension in water and the mixture treated at 85 °C for 24 hours.
The product was dried at 110 °C. (Figure 3)

Example 8

16.27 g gibbsite and a sample of 5.13g gibbsite previously calcined at 400 °C
5 were slurried in 400 g deionised water. To this a slurry of 27.2 g MgO powder
in 170 g deionised water was added and mixed in blender for ten minutes. The
weight ratio of gibbsite to calcined gibbsite was 70:30 and the overall Mg:Al
ratio in the slurry was 2.3. The pH was adjusted to 9.94 by the addition of
ammonium hydroxide solution. Final slurry solids = 7.0 wt%. The slurry was
10 aged at 120 °C for 18 hours and the product dried at 110 °C. See attached
Figure 4.

Example 9

15 16.27 g gibbsite and a sample of 5.13 g gibbsite previously calcined at 400 °C
were slurried in 400 g deionised water. To this a slurry of 27.2g MgO powder
in 170 g deionised water was added and mixed in blender for ten minutes. The
weight ratio of gibbsite to calcined gibbsite was 70:30 and the overall Mg:Al
ratio in the slurry was 2.3. The pH was adjusted to 9.94 by the addition of
20 ammonium hydroxide solution. Final slurry solids = 7.0 wt%. The slurry was
treated at 200 psi (ca. 198 °C) in a microwave oven for 60 minutes. The
product was dried at 110 °C.

Example 3

25

16.27 g gibbsite and a sample of 5.75 g flash calcined gibbsite CP-1.5 ® were
slurried in 400 g deionised water. To this a slurry of 27.2 g MgO powder in 170
g deionised water was added and mixed in blender for ten minutes. The

weight ratio of gibbsite to CP-1.5 was 70:30 and the overall Mg:Al ratio in the slurry was 2.3. The pH was adjusted to 9.87 by the addition of ammonium hydroxide solution. Final slurry solids = 7.0 wt%. The slurry was aged at 120 °C for 18 h and the product dried at 110 °C. See attached Figure 5.

5

Example 4

16.27 g gibbsite and a sample of 5.75 g flash calcined gibbsite CP-1.5 ® were slurried in 400 g deionised water. To this a slurry of 27.2 g MgO powder in 170 g deionised water was added and mixed in blender for ten minutes. The weight ratio of gibbsite to CP-1.5 was 70:30 and the overall Mg:Al ratio in the slurry was 2.3. The pH was adjusted to 9.87 by the addition of ammonium hydroxide solution. Final slurry solids = 7.0 wt%. The slurry was treated at 200 psi (ca. 198 °C) in a microwave oven for 60 minutes. The product was dried at 110 °C.

10
15

Example 5

16.27 g gibbsite and a sample of 6.09 g Catapal A ® were slurried in 400 g deionised water. To this a slurry of 27.2 g MgO powder in 170 g deionised water was added and mixed in blender for ten minutes. The weight ratio of gibbsite to Catapal was 70:30 and the overall Mg:Al ratio in the slurry was 2.3. The pH was adjusted to 9.96 by the addition of ammonium hydroxide solution. Final slurry solids = 7.0 wt%. The slurry was aged at 120 °C for 18 hours and the product dried at 110 °C. See attached figure 6.

20
25

Example 6

16.27 g gibbsite and a sample of 6.09 g Catapal A ® were slurried in 400 g
5 deionised water. To this a slurry of 27.2g MgO powder in 170 g deionised
water was added and mixed in blender for ten minutes. The weight ratio of
gibbsite to catapal was 70:30 and the overall Mg:Al ratio in the slurry was 2.3.
The pH was adjusted to 9.96 by the addition of ammonium hydroxide solution.
Final slurry solids = 7.0 wt%. The slurry was treated at 200 psi (ca. 198 °C) in
10 a microwave oven for 60 minutes. The product was dried at 110 °C.

We claim:

1. A process for the preparation of anionic clays wherein an aluminium source and a magnesium source are reacted in aqueous suspension to obtain an anionic clay, the aluminium source comprising two types of aluminium-containing compounds wherein one type of aluminium-containing compound is aluminium trihydrate or its thermally treated form.
5
2. A process according to claim 1 wherein the aluminium source comprises aluminium trihydrate.
10
3. A process according to claim 1 or 2 wherein the aluminium source comprises thermally treated aluminium trihydrate.
- 15 4. A process according to any one of claims 1-3 wherein the aluminium source comprises aluminium trihydrate and thermally treated aluminium trihydrate.
- 20 5. A process according to any one of claims 1-4 wherein the magnesium source is magnesium oxide and/or $Mg(OH)_2$ and/or $MgCO_3$.
6. A process according to any one of claims 1-5 wherein the reaction takes place at a temperature between 0 and 100 °C at or above atmospheric pressure.
25
7. A process according to any one of claims 1-8 wherein the reaction takes place at a temperature above 50 °C at or above atmospheric pressure.

8. A process according to any one of claims 1-9 wherein the reaction is conducted at a temperature above 100 °C and increased pressure.
9. A process according to any one of claims 1-10 wherein metals or non-
5 metals are fed to the reactor.
- 10.A process according to claim 11 wherein the metals or non-metals are added to an aluminium source slurry.
- 10 11.A process according to claim 11 wherein the metals or non-metals are added to a magnesium source slurry.
- 12.A process according to any one of claims 1-11 wherein the anionic clay is subjected to an ion-exchange treatment.
15
- 13.A process according to any one of claims 1-12 wherein the anionic clay is ion exchanged with pillaring anions such as $V_{10}O_{28}^{6-}$ and $Mo_7O_{24}^{6-}$.
- 14.A process according to any one of claims 1-13 wherein metals or non-
20 metals are deposited on the anionic clay.
- 15.A process for the preparation of a Al-Mg-containing solid solution and/or spinel, wherein an anionic clay obtained by any one of the processes of claims 1-15 is subjected to a heat-treatment at a temperature between 300
25 and 1200 °C.

FIGURE 1: X-RAY DIFFRACTION PATTERN FOR COMMERCIAL ANIONIC CLAY

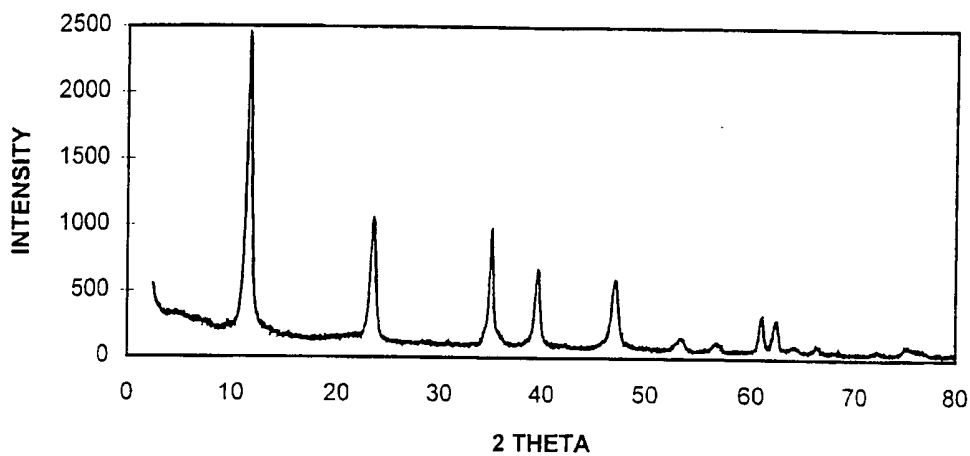


FIGURE 2: X-RAY DIFFRACTION PATTERN FOR ANIONIC CLAY MADE BY CO-PRECIPITATION

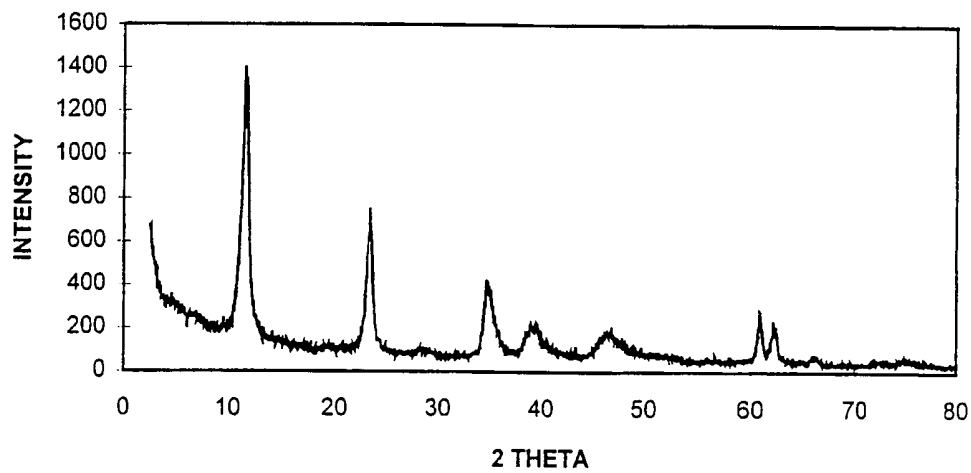


Figure 3 X-ray diffraction pattern for anionic clay prepared from gibbsite and amorphous gel alumina and MgO

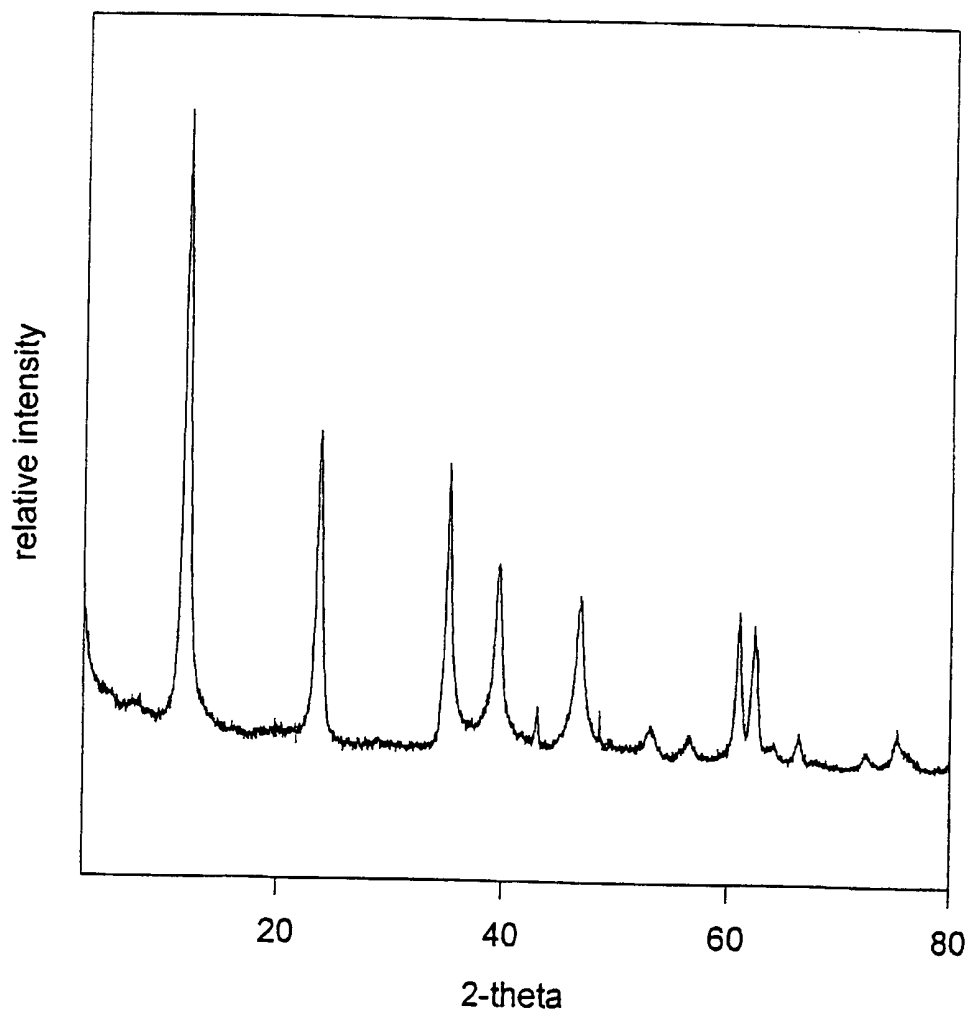


FIGURE 4: X-ray diffraction pattern for anionic clay prepared from Gibbsite, calcined gibbsite and MgO

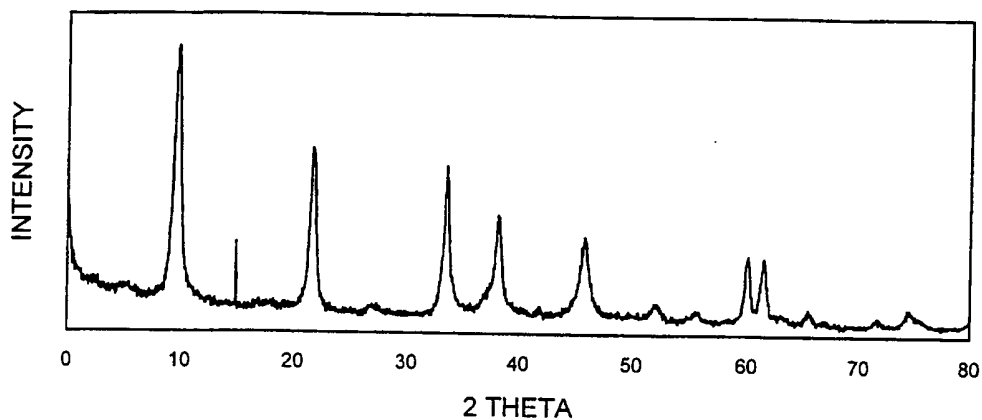


FIGURE 5: X-ray diffraction pattern for anionic clay prepared from gibbsite, flash calcined alumina and MgO

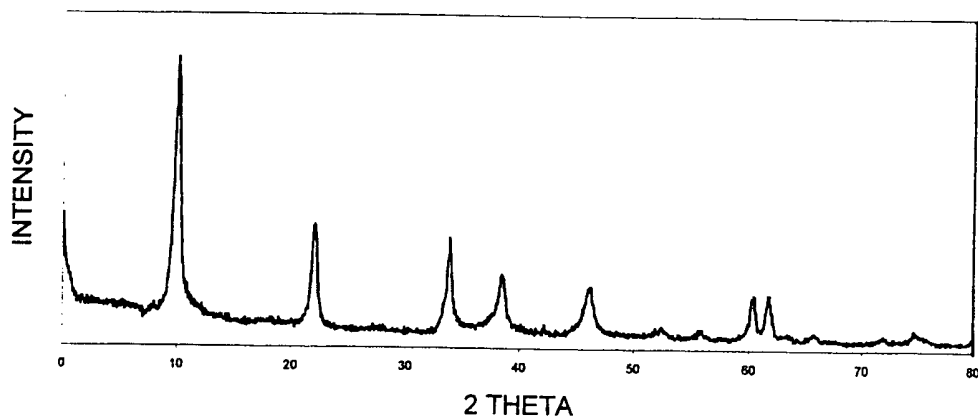
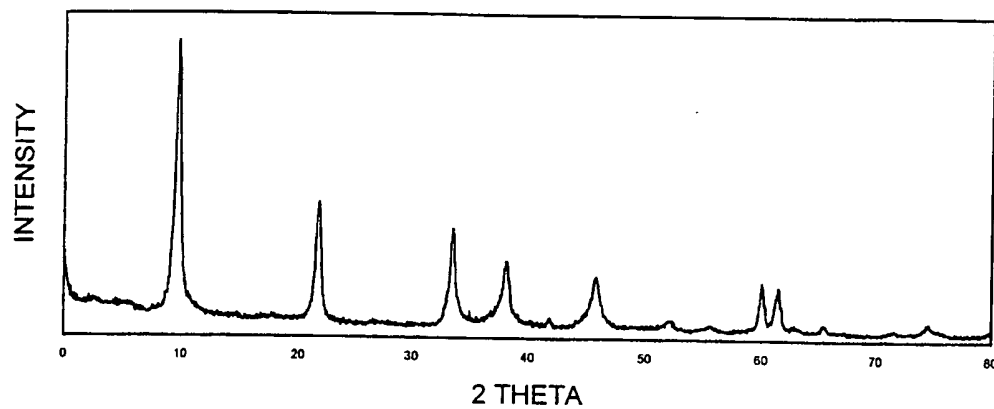


FIGURE 6: X-ray diffraction patter for anionic clay prepared from gibbsite, Catapal and MgO



INTERNATIONAL SEARCH REPORT

International Application No

PCT/EP 99/00938

A. CLASSIFICATION OF SUBJECT MATTER
IPC 6 C01F7/00

According to International Patent Classification (IPC) or to both national classification and IPC

B. FIELDS SEARCHED

Minimum documentation searched (classification system followed by classification symbols)
IPC 6 C01F B01J

Documentation searched other than minimum documentation to the extent that such documents are included in the fields searched

Electronic data base consulted during the international search (name of data base and, where practical, search terms used)

C. DOCUMENTS CONSIDERED TO BE RELEVANT

Category *	Citation of document, with indication, where appropriate, of the relevant passages	Relevant to claim No.
X	WO 96 05140 A (HORN WILLIAM E JR ;CEDRO VITO III (US); MARTIN EDWARD S (US); STIN) 22 February 1996 cited in the application see the whole document ---	1-14
X	WO 93 22237 A (HUBER CORP J M) 11 November 1993 p.6, line 1 - line 7, p.12 line 26 - line 33 see claims 1-3,6 --- -/--	1,2,5

Further documents are listed in the continuation of box C.

Patent family members are listed in annex.

* Special categories of cited documents :

"A" document defining the general state of the art which is not considered to be of particular relevance

"E" earlier document but published on or after the international filing date

"L" document which may throw doubts on priority claim(s) or which is cited to establish the publication date of another citation or other special reason (as specified)

"O" document referring to an oral disclosure, use, exhibition or other means

"P" document published prior to the international filing date but later than the priority date claimed

"T" later document published after the international filing date or priority date and not in conflict with the application but cited to understand the principle or theory underlying the invention

"X" document of particular relevance; the claimed invention cannot be considered novel or cannot be considered to involve an inventive step when the document is taken alone

"Y" document of particular relevance; the claimed invention cannot be considered to involve an inventive step when the document is combined with one or more other such documents, such combination being obvious to a person skilled in the art.

"&" document member of the same patent family

Date of the actual completion of the international search

27 May 1999

Date of mailing of the international search report

04/06/1999

Name and mailing address of the ISA

European Patent Office, P.B. 5818 Patentlaan 2
NL - 2280 HV Rijswijk
Tel. (+31-70) 340-2040, Tx. 31 651 epo nl,
Fax: (+31-70) 340-3016

Authorized officer

Siebel, E

INTERNATIONAL SEARCH REPORT

International Application No

PCT/EP 99/00938

C.(Continuation) DOCUMENTS CONSIDERED TO BE RELEVANT

Category	Citation of document, with indication, where appropriate, of the relevant passages	Relevant to claim No.
A	CAVANI F ET AL: "HYDROTALCITE-TYPE ANIONIC CLAYS: PREPARATION, PROPERTIES AND APPLICATIONS" CATALYSIS TODAY, vol. 11, no. 4, 1 January 1991, pages 173-301, XP000537043 cited in the application see the whole document	1,13
X	p. 190, 197-198, 255-257	15
X	EP 0 640 379 A (AIR PROD & CHEM) 1 March 1995 see claims 1-3,5	15
A	US 3 539 306 A (KUMURA TERUHIKO ET AL) 10 November 1970 see the whole document	1,2,5,6
A	EP 0 117 289 A (GIULINI CHEMIE) 5 September 1984 see the whole document	1-8

INTERNATIONAL SEARCH REPORT

Information on patent family members

International Application No

PCT/EP 99/00938

Patent document cited in search report	Publication date	Patent family member(s)	Publication date
WO 9605140 A	22-02-1996	AU 704214 B	15-04-1999
		AU 1559395 A	07-03-1996
		BR 9508872 A	06-01-1998
		CA 2197664 A	22-02-1996
		EP 0776317 A	04-06-1997
		HU 77873 A	28-09-1998
		JP 10503465 T	31-03-1998
		SK 21197 A	10-12-1997
		US 5578286 A	26-11-1996
		US 5728363 A	17-03-1998
		US 5776424 A	07-07-1998
		US 5728364 A	17-03-1998
		US 5728365 A	17-03-1998
		US 5728366 A	17-03-1998
US 5730951 A	24-03-1998		
-----	-----	-----	-----
WO 9322237 A	11-11-1993	AU 5155893 A	29-11-1993
-----	-----	-----	-----
EP 0640379 A	01-03-1995	US 5407652 A	18-04-1995
		BR 9403333 A	20-06-1995
		CA 2130589 A	28-02-1995
		DE 69409450 D	14-05-1998
		DE 69409450 T	27-08-1998
		JP 2637049 B	06-08-1997
		JP 7163870 A	27-06-1995
		KR 142375 B	01-06-1998
		SG 48048 A	17-04-1998
		US 5472677 A	05-12-1995
-----	-----	-----	-----
US 3539306 A	10-11-1970	JP 50030039 B	27-09-1975
		CH 490089 A	15-05-1970
		DE 1592126 A	29-10-1970
		ES 343381 A	01-12-1968
		FR 7588 M	12-01-1970
		FR 1532167 A	27-11-1968
		GB 1185920 A	25-03-1970
		US 3650704 A	21-03-1972
-----	-----	-----	-----
EP 0117289 A	05-09-1984	DE 3306822 A	30-08-1984
		AT 35408 T	15-07-1988
		CA 1217621 A	07-02-1987
		DE 3377209 A	04-08-1988
		JP 1059977 B	20-12-1989
		JP 1573376 C	20-08-1990
		JP 59182227 A	17-10-1984
		US 4539195 A	03-09-1985
-----	-----	-----	-----